# SAVINGS CALCULATOR

Pacific Floorcare offers an online interactive savings calculator at:
**www.pacificfloorcare.com/pac-calculators**
See for yourself how much you'll save by switching to Pacific's PAC Programs.

# PAC TRANSFORM

| Current Floor Care Program | | | Square Footage: 130000 / Hourly Labor Rate: $ 15.00 | Pacific PAC Transform Program | | |
|---|---|---|---|---|---|---|
| ***Strip & Recoat of Terrazzo:*** | | | | ***Honing Procedure of Terrazzo:*** | | |
| Strip & Recoats Per Year: | | 2 | | Step #1 (4 passes) | | |
| Coats of Finish Per Strip & Recoat: | | 5 | | Cost of Lustr Pad #2 | $ | 170.80 |
| Diluted Cost of Stripper: | $ | 4.7500 | | Diluted Cost of LinPol Cleaner: | $ | 0.470 |
| Annual Cost of Stripper: | $ | 12,350.00 | | Material Cost: | $ | 1,898.52 |
| Cost of Floor Finish Per Gallon: | $ | 20.00 | | Labor Cost: | $ | 2,600.00 |
| Annual Cost of Finish: | $ | 13,000.00 | | Step #2 (4 passes) | | |
| Finish Labor Cost: | $ | 5,848.83 | | Cost of Lustr Pad #3 | $ | 170.80 |
| Labor Cost: | $ | 19,500.00 | | Diluted Cost of LinPol Cleaner: | $ | 0.470 |
| Total Cost of Strip & Recoat Procedure: | **$** | **50,698.83** | | Material Cost: | $ | 1,898.52 |
| | | | | Labor Cost: | $ | 2,600.00 |
| ***Scrub & Recoat of Terrazzo:*** | | | | Step #3 (4 passes) | | |
| Scrub & Recoats Per Year: | | 0 | | Cost of Ultra Shine Pad | $ | 74.40 |
| Coats of Finish Per Scrub & Recoat: | | 0 | | Diluted Cost of LinPol Cleaner: | $ | 0.470 |
| Diluted Cost of Top Coat Cleaner: | $ | 0.3800 | | Material Cost: | $ | 509.08 |
| Annual Cost of Cleaner: | $ | - | | Labor Cost: | $ | 2,600.00 |
| Cost of Floor Finish Per Gallon: | $ | 20.00 | | | | |
| Annual Cost of Finish: | $ | - | | Total Cost of Honing: | **$** | **12,106.12** |
| Annual Material Cost: | $ | - | | | | |
| Finish Labor Cost: | $ | - | | | | |
| Scrub Labor Cost: | $ | - | | | | |
| Total Cost of Scrub & Recoat Procedure: | **$** | **-** | | | | |
| ***Daily Maintenance of Terrazzo:*** | | | | ***Daily Maintenance of Terrazzo:*** | | |
| Scrubbing Procedure Per Year: | | 365 | | Scrubbing Procedure Per Year: | | 365 |
| Cost of Red Pads | $ | 8.00 | | Cost of EcoCare Pad | $ | 24.00 |
| Diluted Cost of Neutral Cleaner: | $ | 0.240 | | Diluted Cost of LinPol Cleaner: | $ | 0.470 |
| Annual Material Cost: | $ | 12,653.33 | | Annual Material Cost: | $ | 17,145.27 |
| Burnishing Procedure Per Year: | | 365 | | Labor Cost: | $ | 34,719.51 |
| Burnishing Labor Cost: | $ | 20,933.82 | | Total Scrubbing Procedure Costs: | **$** | **51,864.78** |
| Scrubbing Labor Cost: | $ | 34,719.51 | | | | |
| Total Scrubbing Procedure Costs: | **$** | **68,671.67** | | | | |

***Five Years Analysis***

| | | | Year | | | |
|---|---|---|---|---|---|---|
| Strip & Recoat + Daily Maintenance | $ | 119,370.50 | 1 | Honing + Daily Maintenance | $ | 63,970.90 |
| Scrub & Burnish + Daily Maintenance | $ | 68,671.67 | 2 | Daily Maintenance | $ | 51,864.78 |
| Strip & Recoat + Daily Maintenance | $ | 119,370.50 | 3 | Daily Maintenance | $ | 51,864.78 |
| Scrub & Burnish + Daily Maintenance | $ | 68,671.67 | 4 | Daily Maintenance | $ | 51,864.78 |
| Strip & Recoat + Daily Maintenance | $ | 119,370.50 | 5 | Daily Maintenance | $ | 51,864.78 |
| | **$** | **495,454.84** | | | **$** | **271,430.01** |

***TOTAL SAVINGS:*** **$ 224,024.82**

PACIFIC® FLOORCARE

2259 S. Sheridan Drive Muskegon, Michigan 49442
(800) 968-1332 PacificFloorcare.com


## CLEANS AND PROTECTS
## ALL POROUS STONE SURFACES

# Stone Floorcare
# Made Simple

All terrazzo floors are composed of marble or other stone chips set in a base of Portland cement, also known as Plymouth or epoxy resins. Once thoroughly dry, the surface is then ground smooth, cleaned and lastly, polished to a high gloss.

Pacific S-28 Disk Auto Scrubber

Pacific Floorcare has developed a program that combines the restorative power of Poly Diamond pads with the superlative cleaning and protection found only in LinPol Green, an award-winning bio-based floor soap. When used in combination, these two unique technologies ensure the natural beauty of your floor will endure for years to come.

Terrazzo floors should never be sealed or coated with floor finish.

## STEP 1

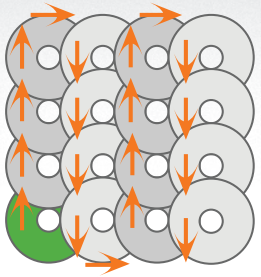

Make 2 passes in the pattern

1. **Attach Luster Pad #2**
2. Scrub floor in a north, east, south pattern x2
3. Scrub floor in west, north, east pattern x2

Make a total of 4 passes with the squeegee in the up position. DO NOT LOWER SQUEEGEE UNTIL THE 4TH PASS HAS BEEN COMPLETED.

4. Rinse / scrub once with the squeegee lowered
5. Proceed to STEP 2

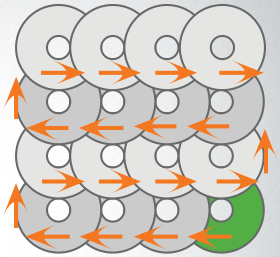

North

Make 2 passes in the pattern

## STEP 2

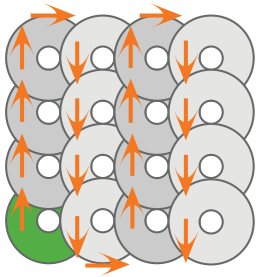

Make 2 passes in the pattern

1. **Attach Luster Pad #3**
2. Scrub floor in a north, east, south pattern x2
3. Scrub floor in west, north, east pattern x2

Make a total of 4 passes with the squeegee in the up position. DO NOT LOWER SQUEEGEE UNTIL THE 4TH PASS HAS BEEN COMPLETED.

4. Rinse / scrub once with the squeegee lowered
5. Proceed to STEP 3

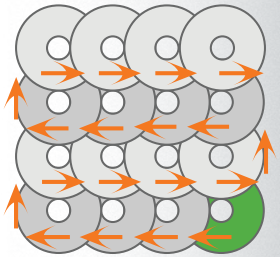

North

Make 2 passes in the pattern

## STEP 3

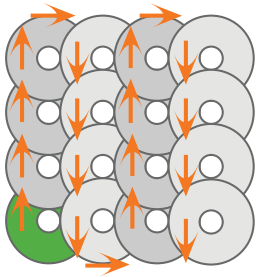

Make 2 passes in the pattern

1. **Attach Ultra Shine Pad**
2. Scrub floor in a north, east, south pattern x2
3. Scrub floor in west, north, east pattern x2

Make a total of 4 passes with the squeegee in the up position. DO NOT LOWER SQUEEGEE UNTIL THE 4TH PASS HAS BEEN COMPLETED.

4. Rinse / scrub once with the squeegee lowered
5. When done, follow daily maintenance instructions

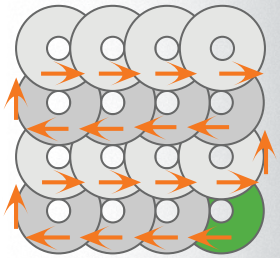

North

Make 2 passes in the pattern

## LIFTS OUT DIRT AND LEAVES A BEAUTIFUL PROTECTIVE COATING

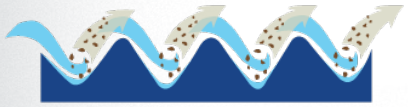

Week 1



Week 3



Week 2

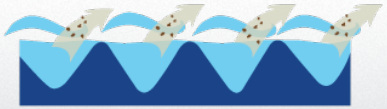

Week 4

## DAILY MAINTENANCE

Scrub floor daily with PAC Transform and EcoCare pad.